

Scaled data based on original data using
LM-79-08 Approved Method: Electrical and Photometric Measurements of Solid-
State Lighting Products

Test Report Prepared for
Cooper Lighting Solutions
(formerly Eaton)

Brand: STREETWORKS

Report Number: P510603

Luminaire Tested: **CST-CA10-760-730-U-T5N**

Issue Date: 4/6/2021

Test Information

Test Method: LM-79-08
Report Number: P510603
TEST IS SCALED FROM IESNA LM-79-08 TEST DATA (G3-2102-151-13)
Test Lab: COOPER LIGHTING SOLUTIONS
Issue Date: 4/6/2021
Manufacturer: COOPER LIGHTING SOLUTIONS (FORMERLY EATON)
Product Line: STREETWORKS
Catalog Number: CST-CA10-760-730-U-T5N
Description: CELESTEON HIGH MAST LUMINAIRE
Light Source: (10) 3000K CCT, 70 CRI LEDS
Ballast/Driver: ELECTRONIC DRIVER

Summary

Lumens per Lamp: N/A
Luminaire Lumens: 111479 lumens
Efficiency: N/A
Efficacy: 146.3 lumens/watt
Luminous Opening: Circular (Dia: 2.08' x H: 0')
IES Classification: Type V - Short
BUG Rating: B5 - U0 - G5

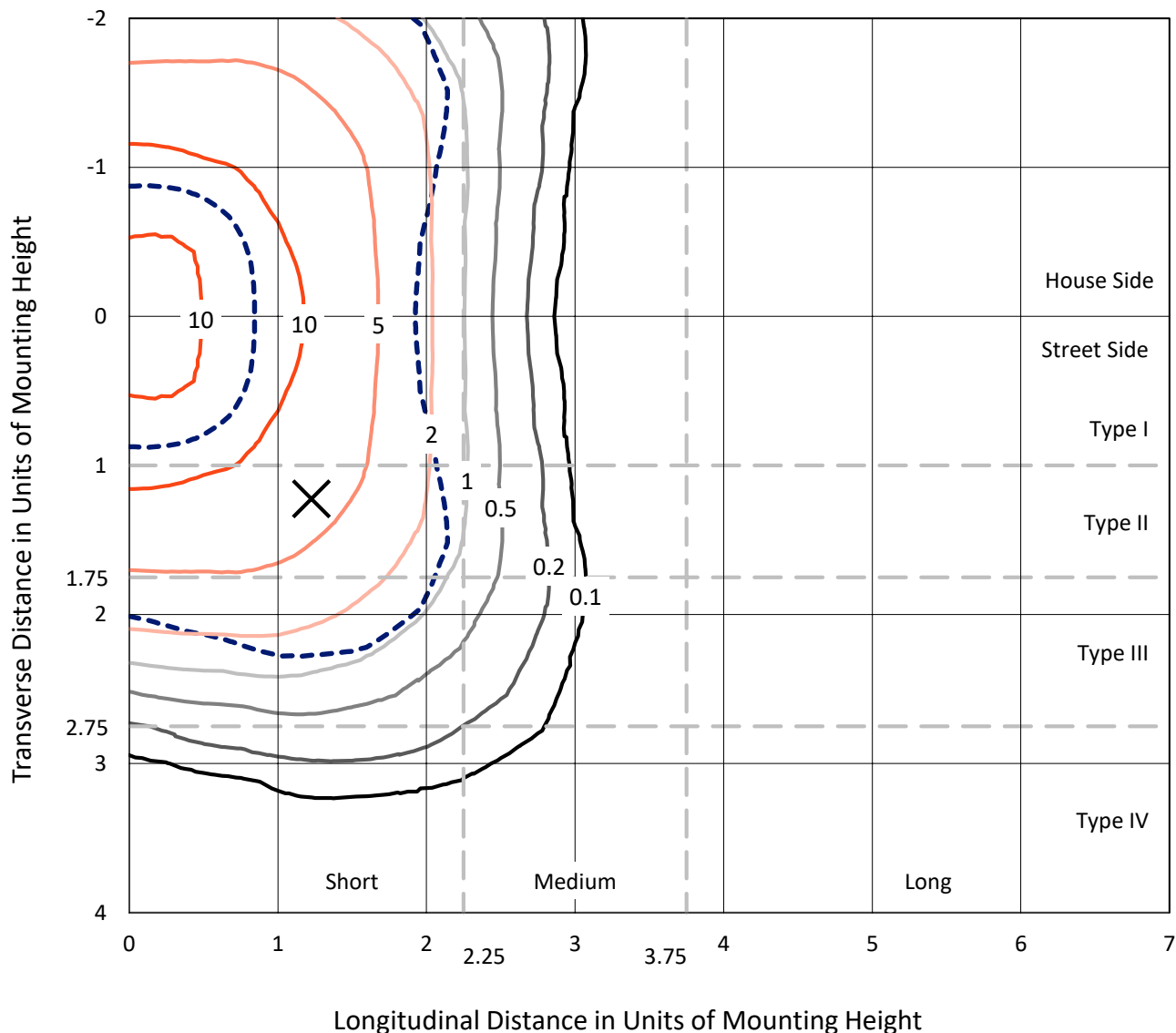
Input Watts (W): 761.9
Input Voltage (V): 120
Input Current (Ain): NR
Voltage Rise (V): NR
Power Factor: NR
Total Harmonic Distortion (THDi): NR
Frequency (hertz): 60
Stabilization Time: NR
Operation Time: NR
Ambient Temperature (°C): NR
Test Distance: 24 FT



REPORT NUMBER: P510603
 CATALOG NUMBER: CST-CA10-760-730-U-T5N

Iso-Footcandle Lines of Horizontal Illumination

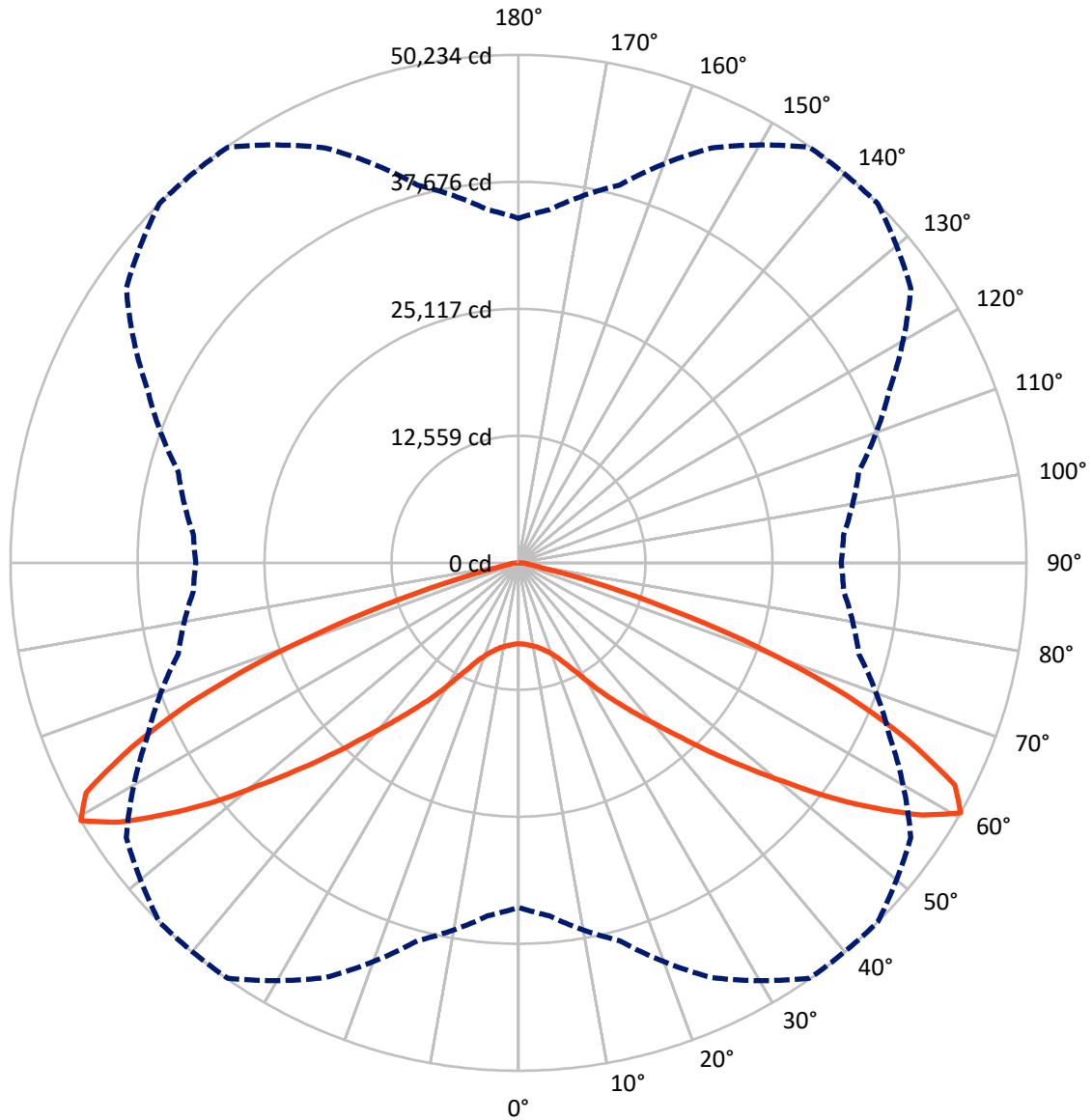
✕ Max cd
 - - - 1/2 Max cd



Based on 30 foot mounting height. Maximum calculated value = 12.4 fc
 Type V - Short - N/A

REPORT NUMBER: P510603
CATALOG NUMBER: CST-CA10-760-730-U-T5N

Luminous Intensity Polar Plot



— Vertical Plane Through 45-Deg Lateral - - - Horizontal Cone Through 60-Deg Vertical

REPORT NUMBER: P510603
 CATALOG NUMBER: CST-CA10-760-730-U-T5N

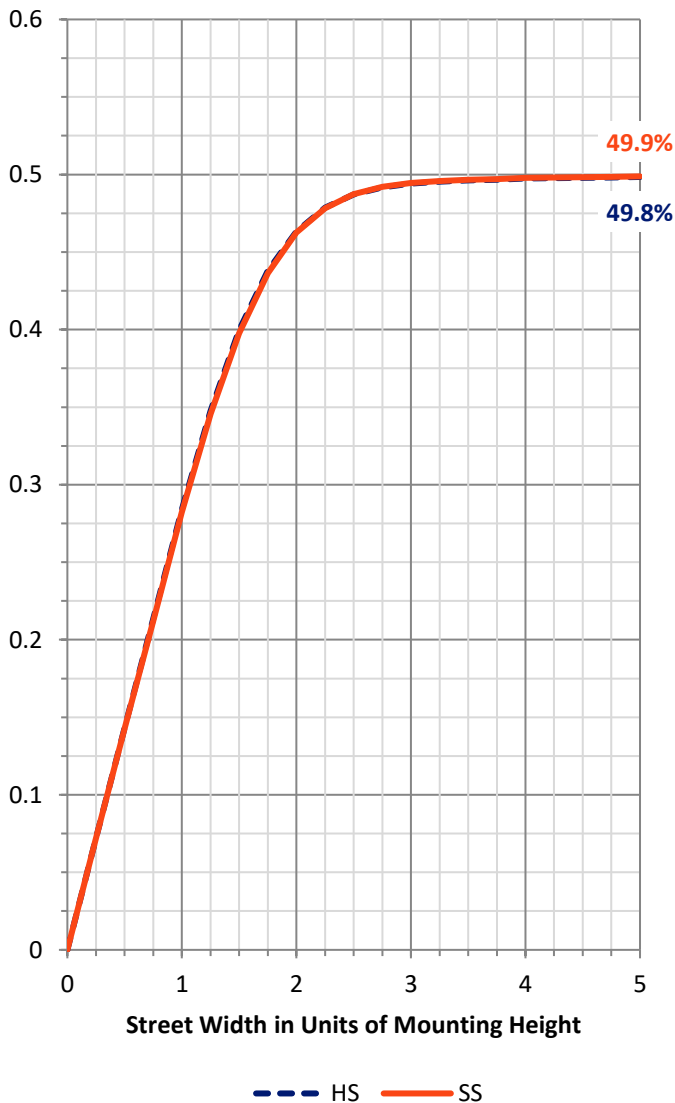
FLUX DISTRIBUTION:

		Downward	Upward	Total
House Side	Lumens	55739.5	0.0	55739.5
	% Fixture	50.0	0.0	50.0
Street Side	Lumens	55739.5	0.0	55739.5
	% Fixture	50.0	0.0	50.0
Total	Lumens	111479.0	0.0	111479.0
	% Fixture	100.0	0.0	100.0

Coefficient of Utilization

ZONAL LUMENS:

Zone	Lumens	% Fixture
0°-10°	783.4	0.7
10°-20°	2553.8	2.3
20°-30°	5424.0	4.9
30°-40°	11500.7	10.3
40°-50°	21871.2	19.6
50°-60°	34697.5	31.1
60°-70°	29328.6	26.3
70°-80°	4825.0	4.3
80°-90°	494.8	0.4
90°-100°	0.0	0.0
100°-110°	0.0	0.0
110°-120°	0.0	0.0
120°-130°	0.0	0.0
130°-140°	0.0	0.0
140°-150°	0.0	0.0
150°-160°	0.0	0.0
160°-170°	0.0	0.0
170°-180°	0.0	0.0
0°-90°	111479.0	100.0
0°-180°	111479.0	100.0

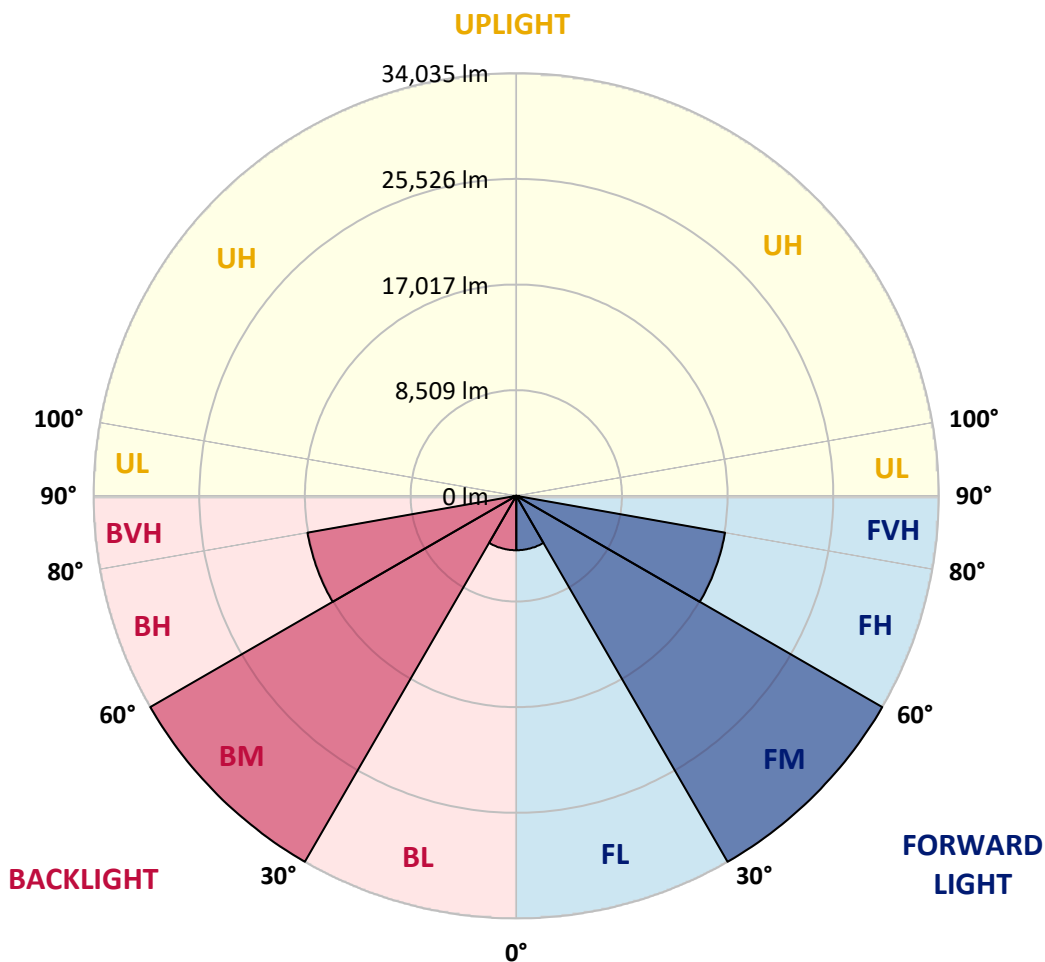


REPORT NUMBER: P510603
 CATALOG NUMBER: CST-CA10-760-730-U-T5N

LUMINAIRE CLASSIFICATION SYSTEM LUMEN TABLE AND BUG RATING:

Zone	Lumens	% Fixture	Zone Rating/Lumen Limit		
			B	U	G
FL (0°-30°)	4380.6	3.9			
FM (30°-60°)	34034.7	30.5			
FH (60°-80°)	17076.8	15.3			G5
FVH (80°-90°)	247.4	0.2			G3/500
BL (0°-30°)	4380.6	3.9	B4/5000		
BM (30°-60°)	34034.7	30.5	B5		
BH (60°-80°)	17076.8	15.3	B5		G5
BVH (80°-90°)	247.4	0.2			G3/500
UL (90°-100°)	0.0	0.0		U0/0	
UH (100°-180°)	0.0	0.0		U0/0	

BUG Rating: B5-U0-G5
 Type V Short





REPORT NUMBER: P510603
 CATALOG NUMBER: CST-CA10-760-730-U-T5N

CANDELA DISTRIBUTION (FULL):

	0°	5°	15°	25°	35°	45°	55°	65°	75°	85°	90°
0°	8003.8	8003.8	8003.8	8003.8	8003.8	8003.8	8003.8	8003.8	8003.8	8003.8	8003.8
2.5°	8061.6	8041.6	8035.3	8026.9	8031.1	8033.2	8044.8	8045.8	8045.8	8056.3	8074.2
5°	8151.9	8125.7	8116.2	8105.7	8111.0	8116.2	8126.7	8133.0	8132.0	8138.3	8154.0
7.5°	8249.6	8240.2	8228.6	8222.3	8222.3	8237.0	8229.7	8241.2	8240.2	8247.5	8257.0
10°	8394.6	8373.6	8372.6	8361.0	8366.3	8378.9	8381.0	8378.9	8381.0	8385.2	8407.2
12.5°	8578.5	8573.2	8576.4	8566.9	8563.8	8577.4	8580.6	8594.3	8598.5	8611.1	8624.7
15°	8874.8	8841.2	8837.0	8835.9	8842.2	8863.2	8869.5	8894.7	8906.3	8924.2	8954.6
17.5°	9209.9	9221.5	9200.5	9198.4	9197.3	9214.1	9230.9	9286.6	9304.5	9345.5	9371.7
20°	9744.7	9723.7	9711.1	9660.7	9648.1	9677.5	9738.4	9812.0	9846.6	9911.8	9961.1
22.5°	10459.1	10423.4	10337.3	10277.4	10252.2	10302.6	10368.8	10486.5	10626.2	10707.1	10729.2
25°	11491.9	11351.1	11244.0	11137.9	11100.0	11174.6	11281.8	11468.8	11644.3	11806.1	11880.7
27.5°	12749.6	12660.2	12447.0	12279.9	12213.7	12276.8	12499.5	12763.2	13084.7	13252.8	13278.0
30°	14346.5	14300.3	14028.2	13715.1	13597.4	13706.7	13969.3	14328.7	14776.2	15121.9	15182.8
32.5°	16323.8	16089.5	15711.3	15353.0	15227.0	15360.4	15624.1	16140.0	16743.0	17125.5	17255.8
35°	18591.1	18326.4	17758.0	17207.4	17044.6	17061.4	17483.7	18210.8	19035.5	19569.3	19715.3
37.5°	21091.7	20821.6	20151.3	19297.2	18920.0	18948.3	19501.0	20446.6	21577.1	22159.1	22352.4
40°	23760.3	23480.8	22789.5	21827.1	21207.2	21081.1	21819.7	22971.3	24119.6	24821.4	24896.0
42.5°	26369.0	26038.1	25482.3	24519.9	23954.7	23616.3	24508.3	25551.6	26709.4	27341.9	27391.3
45°	28699.4	28635.3	28188.7	27491.1	27025.7	26726.3	27362.9	28398.9	29207.9	29608.2	29754.2
47.5°	30951.9	30912.0	30769.1	30525.4	30640.9	30142.9	30448.7	30918.3	31362.7	31656.9	31770.4
50°	32926.1	32968.1	33248.6	33663.6	34500.0	33995.6	33900.0	33394.7	33407.3	33430.4	33548.1
52.5°	34556.7	34779.4	35485.5	36737.8	38543.9	38532.3	37085.6	35751.3	35148.2	34880.3	34904.5
55°	35978.2	36359.6	37525.8	40111.4	42696.0	42825.3	40857.4	37901.9	36771.4	36199.9	36274.5
57.5°	36763.0	37344.0	39318.2	43243.4	46927.0	47082.5	44890.8	40283.7	37695.0	36248.2	36310.2
60°	34069.2	35047.3	38686.8	45263.8	50162.9	50234.4	47356.7	40470.8	34839.3	32278.9	31903.8
62.5°	27879.9	29235.2	34369.7	43698.3	48663.7	48442.0	45813.3	36966.9	28619.5	25513.8	25198.6
65°	20942.5	22216.9	27593.0	37416.5	42699.2	42407.1	39730.1	29216.3	20982.4	17685.5	17297.8
67.5°	11334.3	13259.1	18289.6	28581.7	34038.7	35029.5	31320.7	20363.6	12210.6	8852.7	8512.3
70°	3914.7	5058.8	9325.5	17941.8	24551.4	25545.3	21358.5	10921.4	5343.6	3341.0	2999.6
72.5°	1390.0	1602.2	3506.0	8664.7	13977.8	15487.5	11524.5	4392.7	1703.1	1240.8	1215.6
75°	981.3	1012.8	1246.1	2825.2	6051.7	7412.3	4544.0	1458.3	1062.2	992.9	986.6
77.5°	876.2	894.1	1009.7	1150.5	1849.1	2367.1	1398.4	1058.0	922.5	883.6	869.9
80°	833.2	846.8	880.4	943.5	1048.5	1090.6	943.5	904.6	839.5	822.7	817.4
82.5°	728.1	724.9	734.4	760.7	807.9	818.5	757.5	709.2	710.2	690.3	680.8
85°	492.8	522.2	500.1	472.8	586.3	589.4	549.5	411.9	467.5	458.1	419.2
87.5°	149.2	168.1	133.4	92.5	127.1	98.8	89.3	92.5	88.3	76.7	69.3
90°	0.0	0.0	0.0	0.0	0.0	0.0	0.0	0.0	0.0	0.0	0.0

(END OF REPORT)